



# Number the Sequence

Instructions: Cut out the numbers at the bottom of the page. Glue/tape or place the numbers 1-3 below each picture to indicate the correct story order. Tell how to complete each task step by step. (Complete each title, too!)


## 1. How to \_\_\_\_\_










## 2. How to \_\_\_\_\_








<b>1</b>	<b>2</b>	<b>3</b>	<b>1</b>	<b>2</b>	<b>3</b>
----------	----------	----------	----------	----------	----------

Name _____	Homework Partner _____	Date _____
------------	------------------------	------------

Game Board 1  
**Let's Give Information**

# Problem Solving Puzzle

Instructions: Cut out the puzzle pieces on page 67. Pick a puzzle piece and read the problem. Find the piece on this page that tells the solution. Place the problem piece on the solution piece.

 <p>Give your brother one of your toys.</p>	 <p>Tell the security guard that you are lost.</p>	 <p>Call 911.</p>
 <p>Introduce yourself.</p>	 <p>Wipe up the milk.</p>	<div style="border: 1px solid black; padding: 5px; text-align: center;"> <p><b>Lost and Found</b></p> </div> <p>Take the ring to "Lost and Found."</p>
 <p>Tell Mom you are sorry.</p>	 <p>Get a stepstool.</p>	 <p>Call your friend to get the spelling words.</p>
 <p>Break the cookie in half.</p>	 <p>Ask the librarian for help.</p>	 <p>Offer to pay for the broken window.</p>

Name \_\_\_\_\_

Homework Partner \_\_\_\_\_

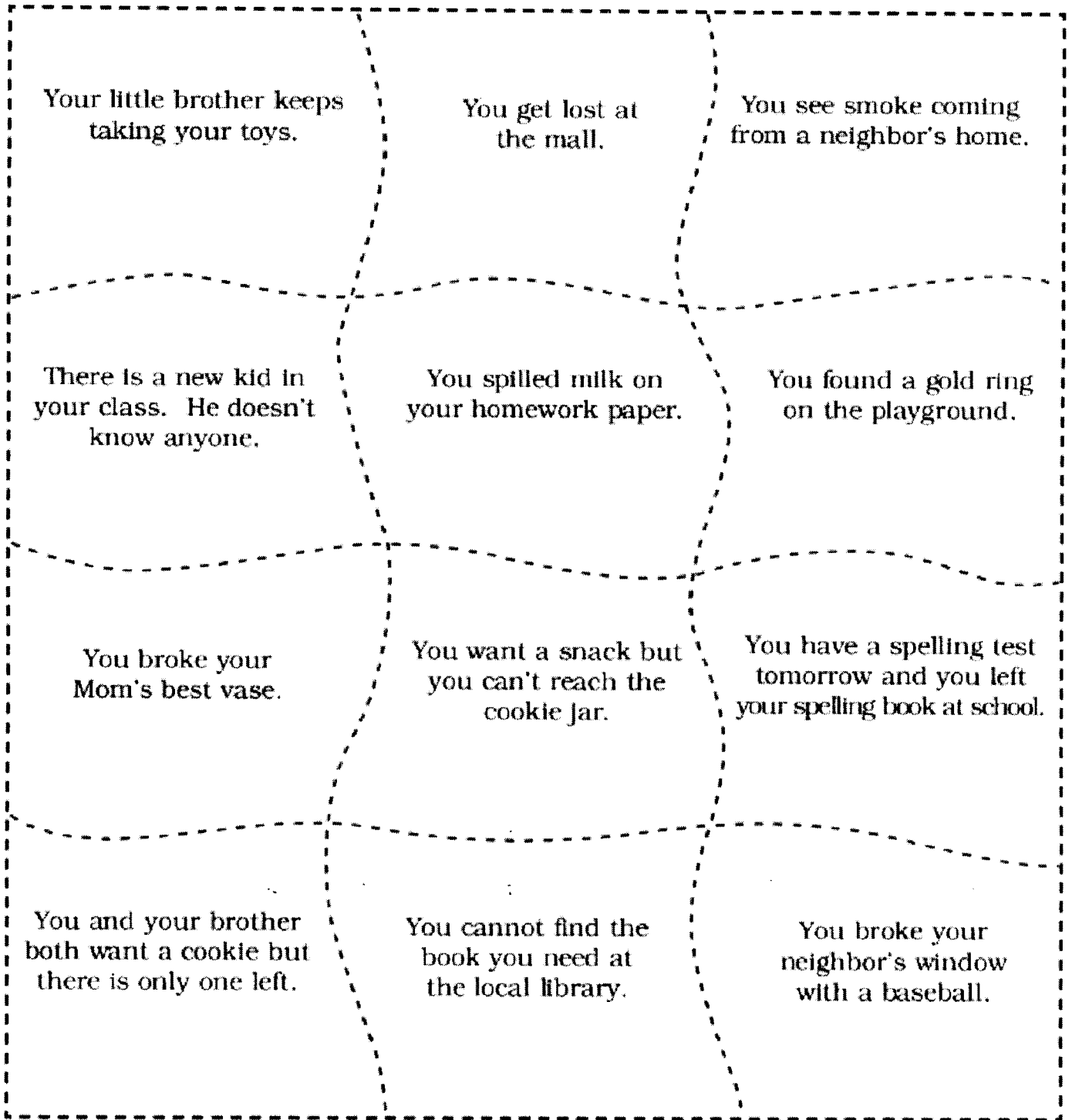
Date \_\_\_\_\_

Game Board 5

**What Should You Do?**

# Problem Solving Puzzle

Instructions: Cut out the puzzle pieces below. Follow the instructions on page 66.



Name

Homework Partner

Date

Game Board 5

**What Should You Do?**