

# Verbal Reasoning Activities

By Jean Gilliam DeGaetano  
Illustrations by Kevin M. Newman

The natural curiosity of small children prompts numerous "why?" questions to adults. They want to know "why" cats have claws, dogs have tails, the postman brings mail, parents go to work, lightning and thunder happen, leaves fall off trees, ice freezes, etc. The list of questions is endless. The questions both provide them with information and engage them in attentive conversations with the adult.

When an adult asks a child "why" questions, shy children or very young children usually say, "I don't know." Talkative and older preschoolers; however, begin to verbalize their reasons and may even begin asking each other questions.

This unit provides numerous visual situations to assist young children in expressing verbal reasoning skills. Eight types of questions are presented:

- What would happen if.....?
- Why is this true?
- What happens when.....?
- What would happen?
- Why or why not?
- Why is this happening.....?
- Why do you think.....?

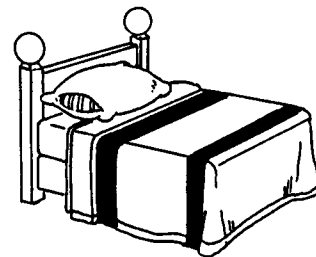
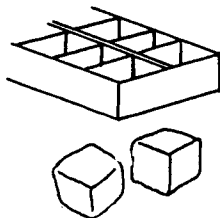




The child's answers will reflect the child's experiences in life and should be accepted if they are appropriate. The professional can ask new questions to expand on the child's answers to encourage verbal interaction.

Some scenes may be unfamiliar to the child and will result in "I don't know" answers. This will give the professional an opportunity to provide the information to the child in the form of a question such as, "Do you think ice cubes would melt if you forgot to put them back in the freezer?"

To be successful in using the unit, the children should be capable of verbally expressing their thoughts.

Name: \_\_\_\_\_

## What would happen?




## Instructor's Worksheet:

**DIRECTIONS:** Before beginning, each student should be given a copy of the worksheet that corresponds to the instructor's worksheet. All questions are to be read aloud to the students. The illustrations visually identify the subject of the questions and serve as clues in remembering them, but they do not provide answers to the questions. Answering the questions requires logic, reasoning and adequate verbal skills. Students should take turns answering the questions. Answers will vary and are correct if they are logical.


### What would happen?




What would happen if you forgot to water a plant?




What would happen if Dad's car tire ran over a nail?



What would happen if you left your beach towel at the beach?



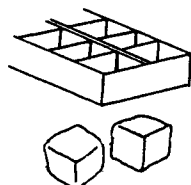
What would happen if you forgot to turn on the oven to bake the cookies?



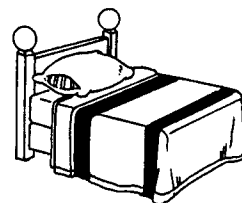
What would happen if you forgot to turn off the water in the bathtub?



What would happen if you picked a flower and forgot to put it in water?











What would happen if you left ice cubes on the kitchen counter?



What would happen if you left your wet bathing suit on the bed?

Name: \_\_\_\_\_









# Why?

# Instructor's Worksheet:







**DIRECTIONS:** Before beginning, each student should be given a copy of the worksheet that corresponds to the instructor's worksheet. All questions are to be read aloud to the students. The illustrations visually identify the **subject** of the questions and serve as clues in remembering them, but they do not provide answers to the questions. Answering the questions requires logic, reasoning and adequate verbal skills. Students should take turns answering the questions. Answers will vary and are correct if they are logical.

## Why?

 <p>Why do birds build nests?</p>	 <p>Why do people build homes?</p>
 <p>Why does a fan make you cool?</p>	 <p>Why do squirrels store nuts and acorns?</p>
 <p>Why do you stay in bed when you are sick?</p>	 <p>Why does an ambulance have a siren?</p>
 <p>Why do banks have guards?</p>	 <p>Why are sunny days warmer than cloudy days?</p>

Name: \_\_\_\_\_









## Why or why not?



## Instructor's Worksheet:

**DIRECTIONS:** Before beginning, each student should be given a copy of the worksheet that corresponds to the instructor's worksheet. All questions are to be read aloud to the students. The illustrations visually identify the subject of the questions and serve as clues in remembering them, but they do not provide answers to the questions. Answering the questions requires logic, reasoning and adequate verbal skills. Students should take turns answering the questions. Answers will vary and are correct if they are logical.

### Why or why not?

 <p>Why does a dog make a good pet?</p>	 <p>Why does an elephant not make a good pet?</p>
 <p>Why does a cat make a good pet?</p>	 <p>Why does a snake not make a good pet?</p>
 <p>Why does a bird make a good pet?</p>	 <p>Why does a rhinoceros not make a good pet?</p>
 <p>Why does a horse make a good pet?</p>	 <p>Why does a tiger not make a good pet?</p>