

TABLE OF CONTENTS

Introduction.....5
How to Use This Book.....6

Educational Resources.....44
Order Form.....45

EARLY CHILDHOOD

Animals	9
Auditory Reception	10
Beginning Sounds	11
Categories	12
Farm / Zoo	13
Letter Match	14
Letter Recognition	15
Mad / Glad / Sad	16
Phone Numbers	17
Same / Different	18
Sight Words	19
Walk / Fly / Swim	20
Winter / Summer	21

PRIMARY

Phonemic Changes	22
Rhymes	23
Singular / Plural	24
Sound Placement	25
Spelling Practice	26
Story Questions	27
Vowel Sounds	28

MIDDLE

Action Verbs	29
Adjectives & Nouns	30
Compound Words	31
Multiple Choice	32
Recognizing Affixes	33
Synonyms / Antonyms	34
Verbs & Adverbs	35

UPPER

Adding Affixes	36
Adverbs	37
Conjunctions	38
Irregular Verbs	39
Multi-Meaning Words	40
Noun / Verb / Adjective	41
Parts of Speech	42
Punctuation	43



DO RUGS

Put the FUN back in the FUNdamentals of learning!



DO RUGS is a collection of activities that allows students to respond to stimuli / questions by actively DO-ing movements / actions on pre-marked RUGS. Both teachers and students will have fun with these engaging ideas for language learning.

DO RUG activities are especially useful for introducing or reinforcing basic skills. Because students respond by physically moving in some manner, they stay involved and focused. Students who stay involved learn and understand better.

DO RUG actions involve students stepping or hopping onto RUGS, tossing a beanbag onto them, or tapping them with a flyswatter. These activities are especially good for students who learn best via tactile or kinesthetic means, and for others who need movement to stay engaged. Research shows that movement aids memory for all learners.

The ideas described in this book should spark your own additional ideas for meeting your students' needs. Limitless possibilities exist for creating DO RUGS for subjects other than language, which is the focus of this book. Have fun and your students will too!



BONUS IDEA!

DO RUGS are easy to produce and so much fun to use that they make great, inexpensive gifts for your colleagues to use in their classrooms.

ACTION VERBS

Make a DO RUG that has at least a dozen blocks. Write a different verb in each block.

Have a student toss a beanbag onto the DO RUG. That student must then answer the question "What _____?" The blank in the question is to be filled in with the verb that is under the student's beanbag, for example, "What stretches?" Correct answers might include elastic, sweaters, or socks.



VARIATION: Announce a noun. The responding student must step or hop onto the square of the DO RUG that is an action that the announced noun can do / perform. If the given noun, for example, is "spider", an appropriate response would be "jumps." If desired, have the same student or another hop to a second square that also suits the same noun.

VARIATION: FLYSWATTER

jumps	melts	shines
crumbles	burns	stretches
shatters	drips	aches
rips	wrinkles	slithers
turns	vibrates	grows













RHYMES

Make a 3 x 4 DO RUG. Write a word in each square of the grid. Add a picture if non-readers will be using the RUG. (See the "How to Use" pages at the front of this book for a partial list of words that are easy to draw.)

Say a word that rhymes with a word on the DO RUG. The responding student must step or hop to the square of its rhyme.



VARIATION: FLYSWATTER

 kite	 hen	 tool	 sheep
 face	 rain	 bowl	 cat
 shoe	 dress	 phone	 clock