

ARTIC PLUS

JEAN GILLIAM DEGAETANO

Illustrated by KEVIN NEWMAN

ARTIC PLUS is designed to provide practice for the development or remediation of the following sounds:

b, d, f, g, h, j, k, l, m, n, p, r, s, t, v, w, z, ch, sh, th

At the same time, the unit provides practice in both receptive and expressive language skills. The material can be adapted to provide excellent speech and language remediation for a wide range of ability/age groups by adjusting carrier sentences and requirements to fit the needs of individual students. Before using the material, the students should be able to produce the target sound correctly in words and short phrases.

ARTIC PLUS consists of 100 blackline masters, five masters for each of the twenty sounds. Directions for use, a vocabulary list, and a letter to parents are also provided. As a convenience to clinicians who wish to expand the vocabulary and positions for the target sounds in additional material, blank forms are provided.

















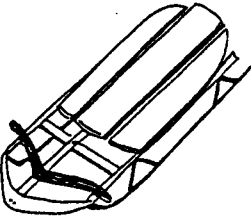


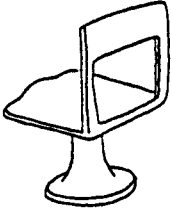


The desired number of copies of the blackline masters can be duplicated and stored for later use. When the material is sent home for reinforcement practice, adequate material for two or more players should be provided.

Directions for play: To prevent the pictures from showing through the back side of the paper, the "calling card" page can be mounted on construction paper before being cut apart or the back of the page can be colored with a dark crayon. Each player is given a playing card with a different number and 24 small squares of construction paper. The calling cards are spread out, face down, in the center of the table. Each student places a paper square on the target sound in the center of the playing card. The first player begins by turning up one calling card. The player can either name or describe the illustration or can use an assigned carrier sentence along with the name or description. The other players listen to the name or description, then try to locate this same picture on their own cards. (The same 24 pictures are on every playing card.) Before the other players are allowed to place a paper square on the picture, they must make the statement, "I have (name or description of picture)." Play continues with players taking turns until one player has filled five spaces in a vertical, horizontal, or diagonal line.






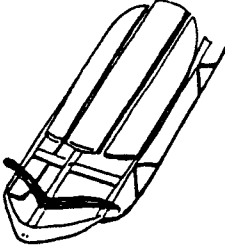
















Variation for play: Instead of winning with five spaces in a row, the method of winning can be four-corners, three sets of five-in-a-row, or five sets of five-in-a-row.

ARTIC PLUS








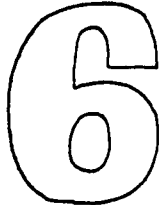


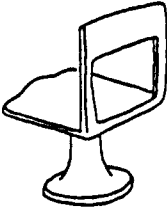
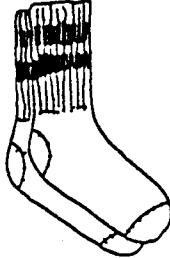




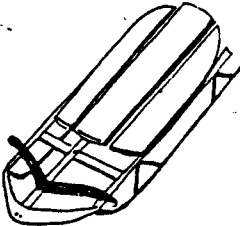








1

				
				
		S		6
				
			7	



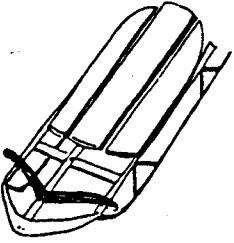







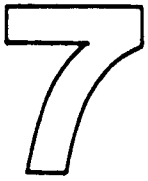











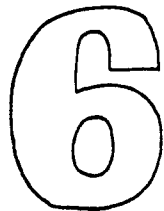


ARTIC PLUS

7				
				
		S		
			6	
				









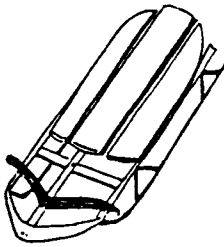





ARTIC PLUS

ARTIC PLUS

ARTIC PLUS

				
				
		CALLING CARDS S	7	
	6	